

E H D

E H F

- Foil Stamping
- Embossing
- Die Cutting



Print Finishing Solutions



Kluge Automatic Presses



• Foil Stamping • Embossing • Die Cutting

Finishing techniques add value to any printed piece. Used individually or in combination, these techniques transform the ordinary into extraordinary.

The process of foil stamping and embossing requires a combination of impression strength, heat and time on impression. At Kluge, we understand this process, and our presses are designed from the ground up to perform to the demands of the market.

All Kluge presses start with a welded steel frame, solid steel side arms and a cast iron bed and platen. Combined, these core elements give our presses their unprecedented impression strength.

A dual zone die heating plate with programmable temperature control ensures even heat distribution. Kluge's patented dwell side arms enable the press to double the time on impression without sacrificing production speed.

The Kluge EHD Series Press has established itself as the world's preferred finishing press. Its combination of impression strength, heat and time on impression have made the EHD the standard of the industry.

The Kluge EHF Series Press takes the standard set by the EHD and raises it to the next level. Heavier side arms and back shaft give the press greater impression strength. The improved dwell system gives the press almost three times the pre-load pressure. The ability to adjust the impression strength while the press is in motion is a time-saving advantage. These differences, plus improved user-friendly modifications, make the EHF the flagship of the Kluge line of finishing presses.

- Greeting cards
- Holograms
- Pocket folders
- Paperback/casebound Book covers
- Labels
- Business cards
- Letterhead/stationery
- Announcements
- Report covers
- Security printing
- Packaging
- Die cutting/kiss cutting


Kluge EHD

What makes the Kluge EHD the industry standard?

Standard Equipment

Feeder

The Kluge feeder offers ease of operation and unmatched versatility. The straight-in/straight-out feeding motion prevents misfeeding of stock, allows for a wide range of stock thickness and ensures registration of +/- .004". The open bottom design and use of air blast allow feeding of odd-shaped and circular cut stock. The entire system can be swung away allowing for complete access to the platen area for easy make-ready and set up.




Delivery

The Kluge delivery system utilizes a four-finger delivery arm operating via a straight-out motion. Combined with a receding pile delivery table and impression counter, the Kluge EHD will not damage stock and gives the operator an accurate count of stock run.




Mechanical Foil Control System

The press comes equipped with a three-draw mechanical foil control system (MFCS). This reliable system allows for a wide array of foil draws and coverage with registration, or accuracy, between images of .125". All Kluge foil control systems utilize an independent air blast system to assist foil release between impressions. Standard equipment includes a single foil rewind shaft with three separate rewind clutches.




Toggle Base and Die Heating Plate

The Kluge toggle base enables an infinite range of secure die mounting positions. The press, while set up to use standard 1/4" (.250") thick dies, can be adjusted to accept dies ranging from .062" - .340" in thickness. The toggle base mounts directly to the hot plate, which has two heating zones controlled by individual heat controls.



EHD Delayed Dwell System

Kluge's patented EHD delayed dwell system uses heavy duty springs to double the time on impression without sacrificing running speed. By replacing the dwell block with a die cut block and removing the washers under the platen bolts, the system can be converted to solid arm function for die cutting.





Rugged Construction and Guarding

The Kluge EHD Press has a welded steel frame, solid steel side arms and a cast iron bed and platen. Combined, these materials and the press's construction give the Kluge unprecedented strength on impression and durability.

Guards and access gates equipped with sensors and fail-safe brake technology meet current safety standards.




Kluge EHD



WARNING: For literature purposes, the guards and safety features have been removed. Kluge products should never be operated without all proper guards fully functioning and in place. A Kluge press should never be hand-fed.

Kluge EHF



WARNING: For literature purposes, the guards and safety features have been removed. Kluge products should never be operated without all proper guards fully functioning and in place. A Kluge press should never be hand-fed.

EHF


Kluge EHF

What sets the Kluge EHF apart?

Standard Equipment


Adjustable Impression

The Kluge EHF Series Press comes equipped with adjustable impression. This design works on the principle of adjusting the impression by shortening or lengthening the side arms. Adjustment is made by simply turning the Impression Adjustment Handle. Both side arms are simultaneously adjusted, maintaining relationship of the bed to the platen. Total adjustment is .144" and is infinitely variable. The end result is a reduction in make-ready time and less dependence on make-ready skills.



EHF Delayed Dwell System

The patented Kluge EHF delayed dwell system offers longer dwell time at greater impressional strength. The use of three heavy duty springs gives the press three times the pre-load pressure, resulting in more foil and embossing coverage and higher production speeds. Side arm conversion from dwell to solid arm function is as easy as turning two bolts; there is no need to adjust the platen bolts.



Electronic Foil Control System

The Kluge EHF Press comes equipped with an electronic foil control system (EFCS) with up to four separate foil draws. Each foil draw is driven by its own stepping motor, includes its own foil rewind shaft, and features a registration between images of .004". The system features predetermined, alternating capability and can store up to 25 different jobs in its memory. A user-friendly and contamination-resistant touch screen is standard.




Variable Frequency Drive System

The press comes equipped with a variable frequency drive speed control system. This system allows the Kluge EHF Press to operate within a speed range of 900 - 3,300 IPH (Impressions Per Hour). The additional slow speed capability further increases the foil coverage and embossing ability of the press. The system includes a limit feature that provides additional protection for the press, which will shut down the drive system when overloaded. In addition to precise speed control, the acceleration rate is adjustable, allowing for smooth and less stressful ramp up of the press to production speed.



Toggle Base and Die Heating Plate

The Kluge EHF Series Press toggle base and corresponding make-ready plate are laser etched with a grid to facilitate quick and accurate mounting of dies and make-ready materials. The die heating plate has two zones with individual heat controls and dual set points, to ensure accurate temperature control and prevent pre-heating of foil during down time.



Additional Operator Friendly Features

The Kluge EHF Series Press is the easiest press to set up and operate. Time-saving features include a micro-adjustable bottom gauge band, feeding arm vacuum control on the operator side, delayed delivery, redesigned missed sheet detector, Impression Per Hour readout, and an operator control panel with feed and impression controls (see photograph).



Kluge Automatic Presses

Specifications

Additional features

Operating Speed	Up to 3,300 iph
Platen Size	14 x 22 (356 mm x 559 mm)
Maximum Sheet Size*	15" x 24.75" (381 mm x 629 mm)
Minimum Sheet Size	3" x 3" (76 mm x 73 mm)
Stock Range	Onion Skin to .200" board
Electrical	3 h.p., A.C. 230/460 volt, three-phase, 1800 rpm, 60 cycle constant speed motor with v-belt drive and variable pitch pulley. Other voltages and cycles available.
Air	90 psi @ 10 cfm
Length	74" (1880 mm)
Width	50" (1270 mm)
Height	68" (1727 mm)
Net Weight (approx.)	4400 lbs (1996 kg)
Shipping Weight (approx.)	5000 lbs (2268 kg)

*The Delayed Delivery option increases the maximum sheet height to 17" and the Wide Magazine option increases the maximum sheet width to 26.25" (666 mm).

Feature	EHD		EHF	
	Standard	Option	Standard	Option
Wide Magazine		✓		✓
Pre-load Magazine		✓		✓
Delayed Delivery		✓	✓	
Two-up Feeding		✓		✓
Missed Sheet Detector		✓	✓	
Filler Plate		✓		✓
Micro-Adjustable Bottom Gauge Band	✓		✓	
Mechanical Jogger		✓		✓
Variable Speed Control		✓	✓	
Electronic Foil Control System		✓	✓	
Dual Foil Rewind		✓	N/A	N/A
Foil Detector		✓		✓
Hologram Registration		✓		✓
Grid Etched Lightweight Toggle Base		✓	✓	
Box Feeder		✓		✓
Overdrive	N/A	N/A		✓
Adjustable Impression		✓	✓	
Lockout Delayed Dwell System		✓	✓	





*Brandtjen & Kluge, Inc.
539 Blanding Woods Road
St. Croix Falls, WI 54024*

*Toll-free in U.S./Canada: (800) 826-7320
Phone: (715) 483-3265
Fax: (715)483-1640*

www.kluge.biz

EHD and EHF are registered trademarks of Brandtjen & Kluge, Inc.

© 2016 Brandtjen & Kluge, Inc.

EHDEHF