


EHD SERIES KLUGE[®] AUTOMATIC PRESS SAFETY UPGRADE PACKAGE




Safety Package Installed on an EHD Kluge[®] Automatic Press



Brandtjen & Kluge, Inc.
539 Blanding Woods Road
P.O. Box 736
St. Croix Falls, Wisconsin 54024
Phone: (800)826-7320
(715)483-3265
Fax: (715)483-1640

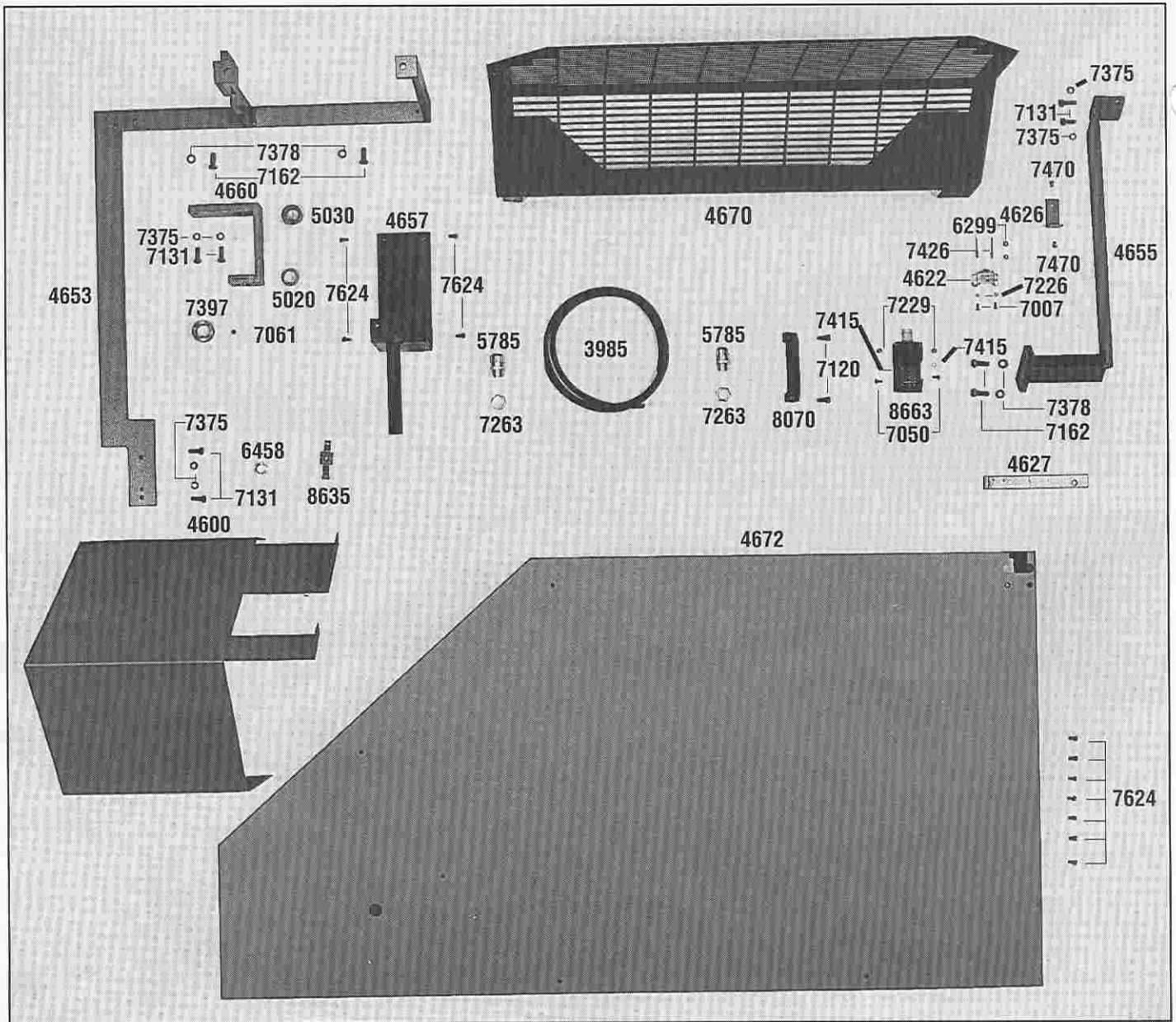
® KLUGE IS A REGISTERED TRADEMARK OF BRANDTJEN & KLUGE, INC.

Copyright© 1991 by Brandtjen & Kluge, Inc., St. Croix Falls, Wisconsin. Printed in USA.

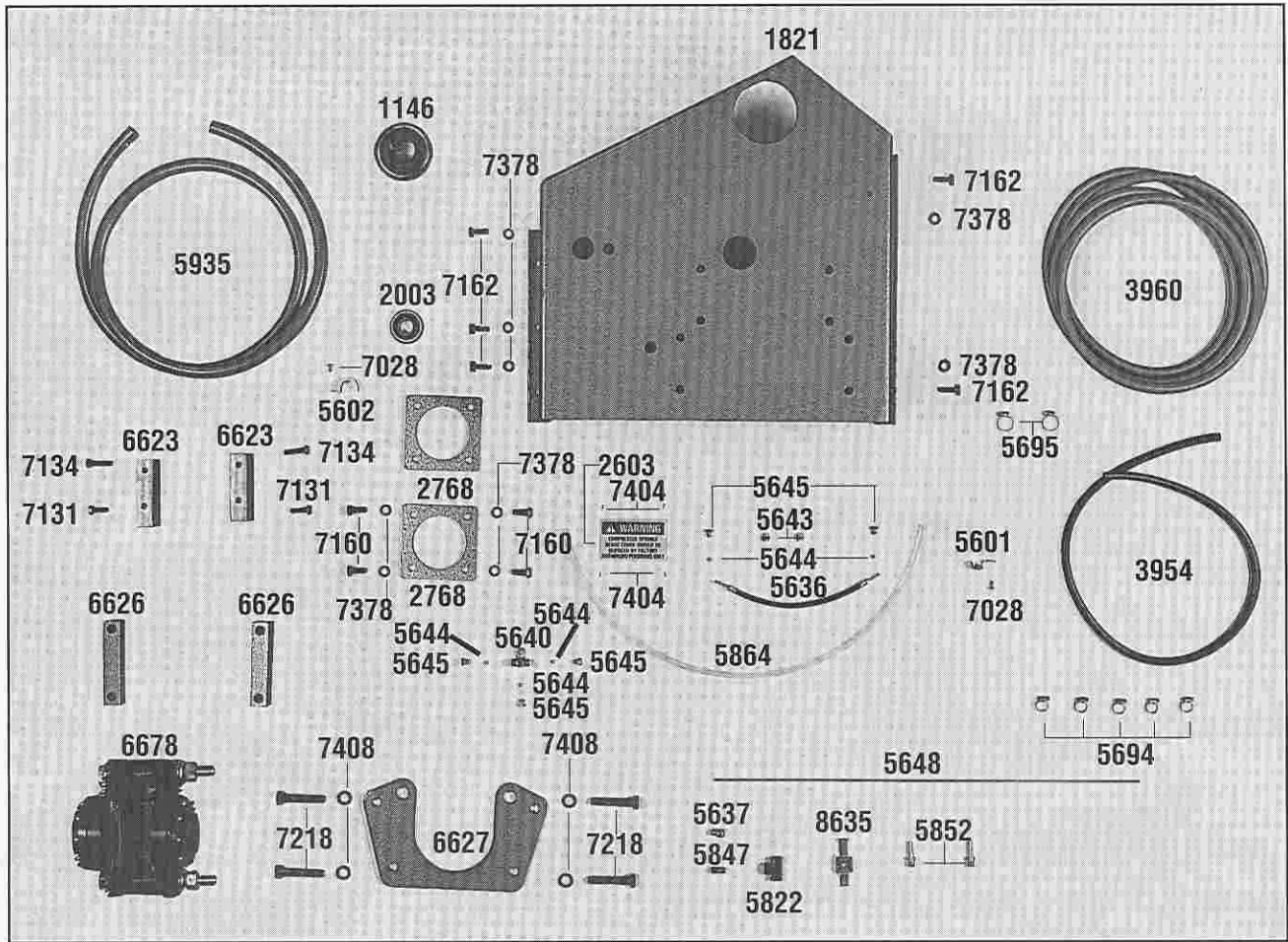


NO.	DESCRIPTION
1013	BALL BEARING CRANKSHAFT
1015	BALL BEARING CRANKSHAFT
1092	INSIDE GEAR GUARD
1534	CRANKSHAFT 2 FLYWHEEL
1881	FLYWHEEL 31 INCH W/TAPER LOCK
4634	TAPER LOCK DRIVE FLYWHEEL
4635	FLYWHEEL TAPER LOCK
6598	DELIVERY GUARD
6607	BRAKING FLYWHEEL EHE 14X
7362	SPRING LOCK WASHER 1/4
7473	TAPER LOCK PINION KEY 3/8 X 4
7629	HHCS 1/4-20 X 1 1/4 GRADE 8
SA4434	TAPER LOCK PINION GEAR ASSY

Note: The parts shown in this brochure are for a typical press installation. The actual parts for your press may vary, depending on the machine's age and its optional equipment.



NO.	DESCRIPTION	NO.	DESCRIPTION
3985	APPLIANCE CORD 16 GA 3 STRAND	7061	SOC SS 1/4-20 UNC X 1/4
4600	GUARD MOTOR & PULLEY EHD	7120	SHCS 5/16-18 UNC X 5/8
4622	SAFETY GATE MAGNETIC CATCH	7131	HHCS GR 5 BLK 5/16-18 UNC X 1
4626	RT SPRT EHD BELT & PULLEY GRD	7162	HHCS GR 5 BLK 3/8-16 UNC X 1
4627	TOP BRACE DC FLYWHEEL GUARD	7226	FULL NUT 6-32 UNC
4653	MTG BRKT BELT & PULLEY GRD EHD	7229	STD HEX NUT 10-24 UNC
4655	SUPPORT SAFETY GATE PIVOT EHD	7263	LOCK NUT CONDUIT STEEL 1/2
4657	PIVOT SAFETY GATE EHD & EHE	7375	SPRING LOCK WASHER 5/16 ID
4660	SAFETY GATE PIVOT BEARING BRACKET	7378	SPRING LOCK WASHER 3/8 ID
4670	SAFETY GATE EHD	7397	SET COLLAR 1 ID
4672	BELT & PULLEY GUARD EHD	7415	EXTERNAL STAR WASHER #10
5020	OILITE BRONZE BUSH P102-4	7426	POP RIVET #3 X 32
5030	BRONZE BUSHING	7470	BTTN SH CAP SCREW 10-24 X 3/8
5785	STRN RL ST CONN .50 X .38 CAB	7624	BHCS 1/4-20 UNC X 3/8 LONG
6299	DRAW ADJUSTMENT WASHER	8070	PULL HANDLE
6458	PLUG KNOCK OUT	8635	WIRE-TIE ADHESIVE BACKED
7007	SOC FHCS 6-32 UNC X 1/2	8663	DOOR PROTECTION SAFETY SWITCH
7050	SOC FHCS 10-24 UNC X 3/8 LG		

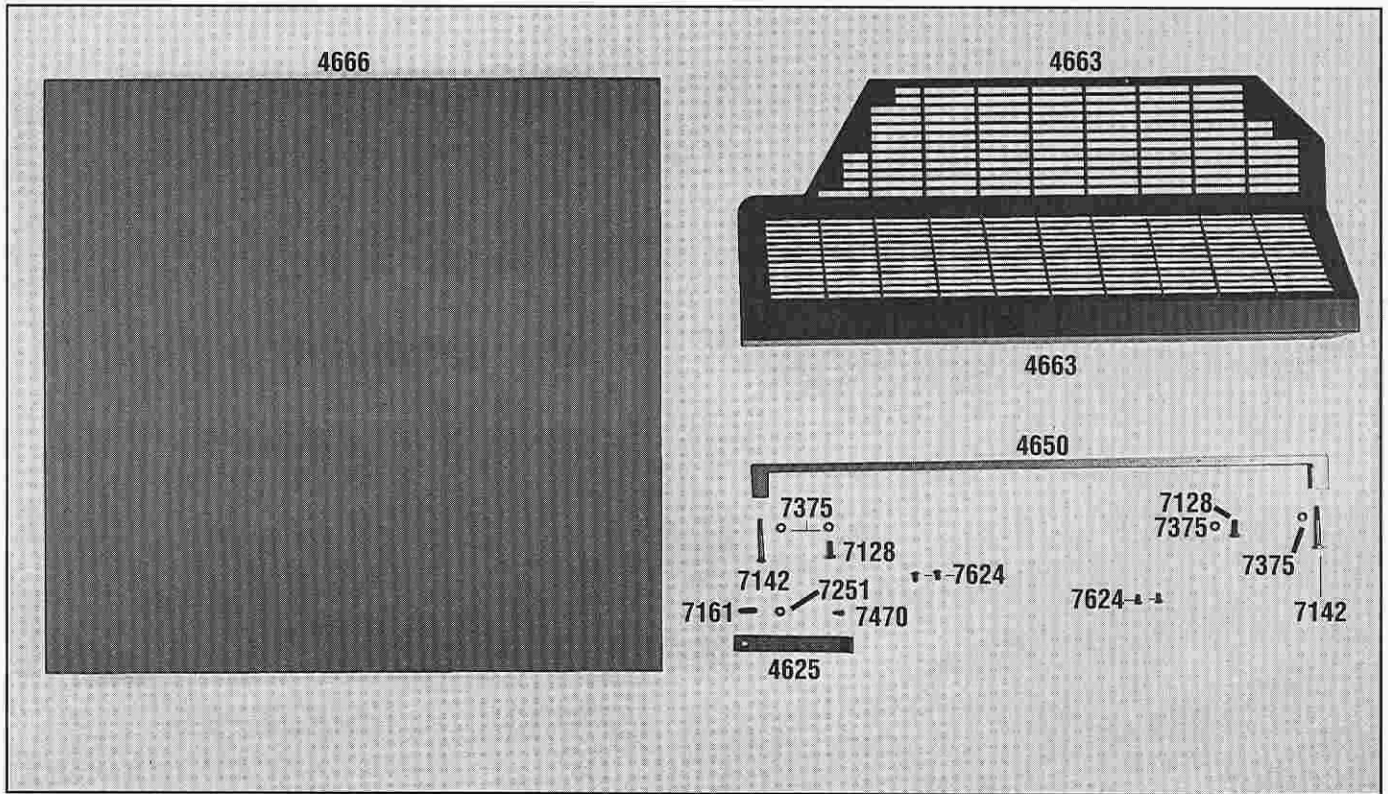


NO.	DESCRIPTION
1146	CAM COVER BEARING
1821	FEEDER CAM COVER 13X 14X
2003	BALL BEARING
2603	COMP SPRING WARNING LABEL
2768	BEARING HOLDER DC CAM COVER
3954	BLUE AIR LINE HOSE 1/4 IN
3960	GREY AIR LINE HOSE 3/8
5601	CONDUIT PUSH CLAMP
5602	CONDUIT PUSH CLAMP
5636	5/16 OD RUBBER HOSE X 8 IN LG
5637	ELBOW 90 DEGREE BIJUR
5640	JUNCTION 3 WAY BIJUR W/MTG HL
5643	COMPRESSION NUT
5644	COMPRESSION SLEEVE
5645	COMPRESSION BUSHING
5648	TUBING 5/32 OD BRASS 5B25
5694	HOSE CLAMP 5/16 X 5/8 NO 4
5695	HOSE CLAMP SIZE #6
5822	PIPE TEE 1/8 IN

NO.	DESCRIPTION
5847	CLOSE NIPPLE 1/8 INCH
5852	PARKER HOSE BARB 125HBL-4-2
5864	TUBING 3/8 OD POLY FLO NATURAL
5935	LIQUIDTITE FLEX CONDUIT 1/2
6623	JOGGER MOUNTING BLOCK EHE
6626	BRAKE MOUNT SPACER EHE
6627	BRAKE MOUNT PLATE-SS-TIDLAND AIR BRAKE
6678	RHMS 10-24 UNC X 3/8
7028	HHCRS GR 5 BLK 5/16-18 UNC X 1
7131	HHCS GR 5 BLK 5/16-18 UNC X 1 1/4
7134	HHCS GR 5 3/8 UNC X 7/8
7160	HHCS GR 5 BLK 3/8-16 UNC X 1
7162	HHCS GR 5 BLK 1/2-13 UNC X 2 1/2
7218	SPRING LOCK WASHER 3/8 ID
7378	DRIVE SCREW #0 X 1/4
7404	SPRING LOCK WASHER 1/2 ID
7408	WIRE TIE ADHESIVE BACKED
8635	

NO.	DESCRIPTION
2007	REDUCER BUSHING HEX 3/8 X 1/4
2254	CLOSE NIPPLE 1/4 X 7/8 LONG
2255	MAG AIR REGULATOR VALVE BODY
2618	LABEL CAUTION ELECTRIC HAZARD
3082	SWITCH SUPPORT BRACKET 14X
4478	RELAY TIME DELAY
4494	CONTROL SWITCH DUMMY BLOCK
4541	TRANSFORMER 750 VOLTS
4555	BRACKET COUNTER MOUNTING
4595	PRESSURE SWITCH AIR BRAKE
4607	CONTROL BOX D SERIES
4645	AIR BRAKE CAM
4676	TERMINAL BLOCK 12 CIRCUIT
4678	CONTROLLER MTG PLATE EHE
4712	TERMINAL BLOCK 6 CIRCUIT
5213	OVERLOAD MICRO SWITCH MOUNT
5353	CONTROL BOX MOUNTING PLATE
5367	MAG STARTER
5393	OVERLOAD HEATER COIL H31
5439	3 HL OIL TYPE P B ENCLOSURE
5525	MICRO SWITCH COVER
5548	MICRO SWITCH
5563	8 PRONG RELAY SOCKET
5564	RELAY KRPA11 AG 120V
5568	CAPACITOR OIL
5578	FUSE 5 AMP
5689	CAPACITOR HOLD DOWN CLAMP
5696	BIJUR OIL PRESSURE GAUGE
5759	SKINNER SLND VLV
5769	PANEL LAMP 115 VOLT NEON
5785	STRN RL ST CONN .50 X .38
5787	GROUND LUG CONE SCREW
5849	REDUCER BUSHING 1/4 TO 1/8
5852	PARKER HOSE BARB
5855	PRESSURE REGULATOR
5856	ELBOW BRASS 1/4 IN 90 DEGREE
5859	CONNECTOR BRASS STRAIGHT 1/4 IN
5864	TUBING 3/8 OD POLY FLO NATURAL
5869	WILKERSON AIR GAUGE
5870	WILKERSON MTG BRACKET
5871	MUFFLER FILTER 1/4 NPT
5890	PARKER STREET ELBO 1/4 X 1/4
5892	PARKER HOSE FITTING 1/4 NPT
5893	PARKER HOSE FITTING 3/8 NPT

NO.	DESCRIPTION
5935	LIQUIDTITE FLEX CONDUIT 1/2 IN
5937	LIQUIDTITE CONN STRAIGHT 1/2 IN
5938	LIQUIDTITE CONN 1/2 X 45°
5979	DURANT COUNTER MECHANICAL
6458	PLUG KNOCK OUT
6468	CHECK VALVE AIR BRAKES
6645	STARTER RESET BUTTON
6647	TWIST RELEASE STOP SWITCH RED
6652	CONTROL SWITCH BUTTON GUARD
6654	CONTROL SWITCH NC CONTACT BLOCK
6655	CONTROL SWITCH NO CONTACT BLOCK
6656	LEGEND PLATE STOP
6657	LEGEND PLATE START
6658	LEGEND PLATE OFF/ON
6669	PUMP STARTER
6670	PUMP OVERLOAD
6690	BLACK BUTTON CAP
6691	CONTROL SWITCH BLK W/WHT LEVER
6694	CONTROL SWITCH PUSH BUTTON
6761	BOX SUBPLATE UPPER LH
6762	BOX SUBPLATE UPPER RH
7002	RHMS 6-32 UNC X 1/4
7005	RHMS 6-32 UNC X 3/8
7028	RHMS 10-24 UNC X 3/8
7031	SHCS 10-24 UNC X 1/2
7033	RHMS 10-24 UNC X 1/2
7037	RHMS 10-24 UNC X 5/8
7049	SHCS 10-24 UNC X 3/8
7051	SOC FHCS 10-24 UNC X 1/2
7064	SHCS 1/4-20 UNC X 3/8
7072	RHMS 1/4-20 UNC X 1/2
7162	HHCS GR 5 BLK 3/8-16 UNC X 1
7229	STD HEX NUT 10-24 UNC
7251	HEX JAM NUT 3/8-16 UNC
7267	LOCK NUT CONDUIT STEEL 3/8
7378	SPRING LOCK WASHER 3/8 ID
7379	CUT WASHER 3/8 ID
7404	DRIVE SCREW #0 X 1/4
7430	RHMS 6-32 UNC X 5/16
7595	BTTN HD CP SCR 1/4-20 UNC X 1/2
7654	SEALING RING 1/2 IN
8635	WIRE TIE ADHESIVE BACKED
8664	FUSE BLOCK
9225	ROTARY CAM SWITCH - 20 AMP
9227	SW HANDLE RD PADLOCK SAFETY



NO.	DESCRIPTION
4625	SHIELD STABILIZER
4650	MTG BRKT DC FLYWHL GRD EHD EHE
4663	GEAR SIDE SHIELD
4666	DIE CUT FLYWHEEL GUARD
7128	HHCS GR 5 BLK 5/16-18 UNC X 7/8
7142	HHCS GR 5 BLK 5/16-18 UNC X 2 1/2
7161	SOC SS 3/8-16 UNC X 1
7251	HEX JAM NUT 3/8-16 UNC
7375	SPRING LOCK WASHER 5/16 ID
7470	BTTN SH CAP SCREW 10-24 X 3/8
7624	BHCS 1/4-20 UNC X 3/8 LONG